

PARTING-OFF AND DEEP GROOVING



We have expanded our GL assortment for parting-off and deep grooving applications with a new range of tools.

Features and Benefits


- New size (1/2" x 1/2") tool holders for additional **radial operations**.
- **Same pocket** can accommodate various insert widths.
- Multiple options for **depth of cut capability**.
- Reinforced brace design provides high rigidity and vibration resistance.
- **Set-up time saving** due to accessible clamping screw [30° angled] and easy one-hand insert replacement.



GLSF (RL) EXT

Universal tools

- Overhang 1 - 1.25"



GLSF (RL) EXT-G

Grooving tools

- Overhang .4 - .47



GLSF (RL) EXT-S


Small shank tools

- Small parts machining and Swiss lathes
- Shank .5 x .5
- Insert GL4

SEE TOOL IN ACTION





INSERTS FEATURES AND BENEFITS




MM

Copy profiling

GM

Grooving, longitudinal turning



- The 25mm double-edged inserts offer up to 60% **deeper grooving capacity**
- New MM and GM geometries with positive T-land
- Design of .197" and .236" inserts requires no **tool modification** for deeper cuts.
- All new inserts available in both CVD T7325 and PVD G8330 to cover a **wide range of materials**.
- More radii options to **machine different profiles**.
- Wider inserts available (up to .236") for small part machining.



Dormer Pramet Authorized Distributor

